



CAL GRANT A&B

High School Entitlement Program

This document presents aggregate demographic data about the 2018-19 High School Entitlement Cal Grant A and B new paid recipients. Total High School Entitlement new paid recipients: 101,913

Entitlement Cal Grant A awards provided funds toward tuition and mandatory system-wide fees of up to \$12,570. **Entitlement Cal Grant B** awards provided \$1,672 in funds toward living expenses in the first year, and \$1,672 in living expenses plus tuition and mandatory system-wide fees of up to \$12,570 beginning in the second year of eligibility.

Senate Bill 1644 (Chapter 403, Statutes of 2000), guarantees an Entitlement Cal Grant A or B award to every graduating high school senior who has financial need and who is academically eligible. This guarantee moved California closer to making college accessible and affordable for all those who wish to seek a postsecondary education.

For the 2018-19 March 2nd Entitlement award application deadline, the applicant pool included recent high school graduates, as well as those who graduated in 2016-17 and did not receive a Cal Grant award. Dream Act students who met specified criteria were eligible to apply for Entitlement Cal Grant awards, as authorized by Chapter 604, Statutes of 2011, and used the California Dream Act Application to apply.

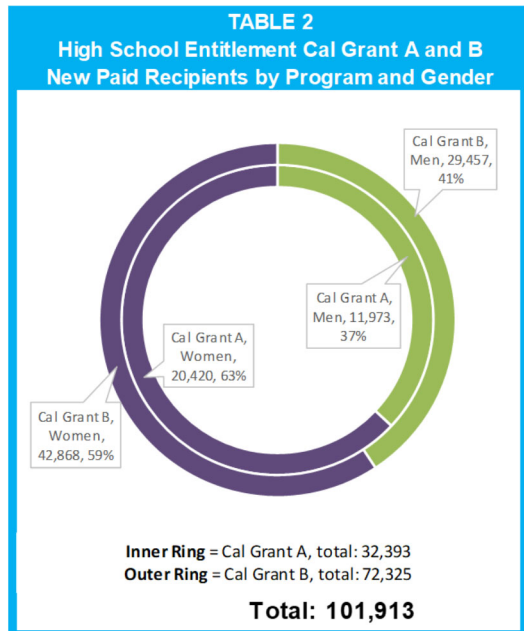
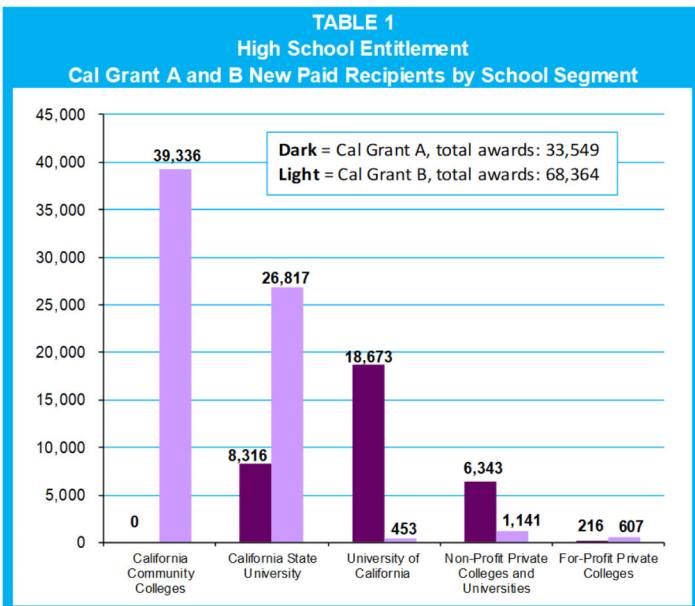
The data in this report reflect the 2018-19 High School Entitlement (Entitlement) Cal Grant A and B new paid recipients. Paid Recipients

are those who applied for Entitlement Cal Grant awards, met statutory requirements and were offered awards, attended Cal Grant participating institutions, and received payment.

For 2018-19, 165,485 students were offered new Entitlement Cal Grant A and B awards which included 51,954 Cal Grant A awards and 113,531 Cal Grant B awards. Of the 165,485 new offered awardees, 101,913 (61.6%) actually used their awards and became Paid Recipients. Of the 101,913, 33,549 (33%) were in the Entitlement Cal Grant A program and 68,364 (67%) were in the Entitlement Cal Grant B program.

Some items of note include:

- About 97% (66,153 of 68,364) of Paid Recipients in the Entitlement Cal Grant B program, which serves the lowest-income students, attended either a California Community College (CCC) or a California State University (CSU). Over 55% (18,673 of 33,549) Paid Recipients of Entitlement Cal Grant A attended a University of California (UC) (Table 1).
- The average income for Entitlement Cal Grant B students was \$24,263 with a family size of 4.2. The 2018 poverty line for a family of 4 is \$25,100 (Table 14, p.4).



Entitlement Cal Grant

A

Award requirements include financial eligibility, a minimum 3.0 grade point average (GPA) and graduation from high school primarily in 2017-18, or 2016-17 for those who did not receive a Cal Grant award in the year immediately following high school graduation. Cal Grant A awards provide for full tuition and system-wide fees at the California State University (\$5,742) and the University of California (\$12,570), as well as tuition support at independent California colleges and universities (\$9,084), private for-profit institutions accredited by the Western Association of Schools and Colleges (\$8,056), and private for-profit colleges (\$4,000). The following charts include data on High School Entitlement Cal Grant A new paid recipients by: school segment, GPA, income, and age.

TABLE 3

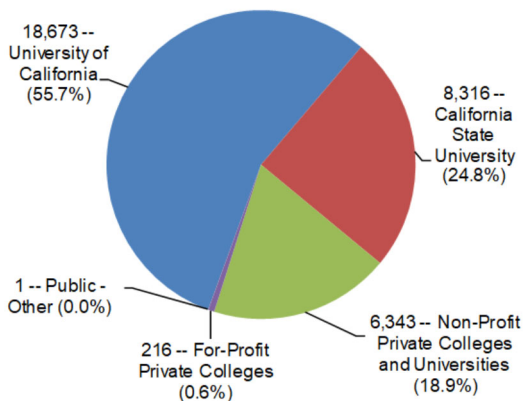
Cal Grant A Average Parental Assets by Segment*

School Segment	Assets
California Community Colleges	N/A
University of California	\$109
California State University	\$1,062
Non-Profit Private Colleges & Universities	\$21
For-Profit Private Colleges	\$0

* Assets do not include the primary residence or retirement plans; 98 percent of new paid recipients are dependent.

TABLE 4

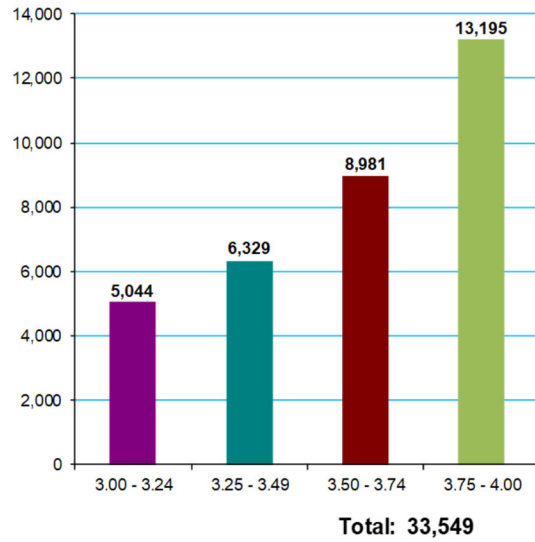
Cal Grant A New Paid Recipients by School Segment



Total: 33,549

TABLE 5

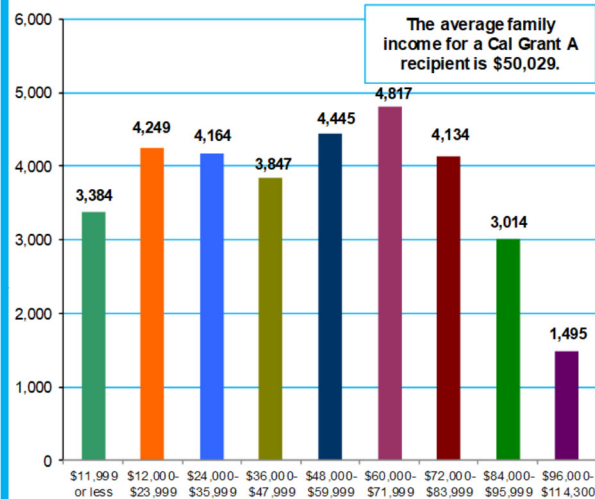
Cal Grant A New Paid Recipients by GPA



Total: 33,549

TABLE 6

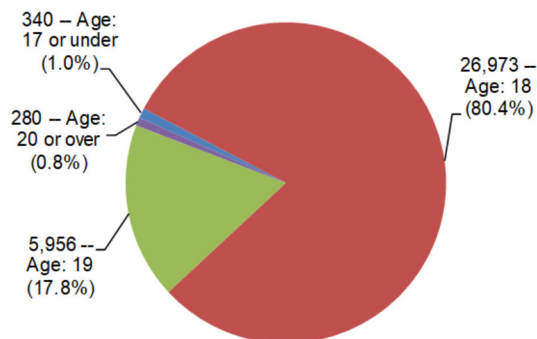
Cal Grant A New Paid Recipients by Income



Total: 33,549

TABLE 7

Cal Grant A New Paid Recipients by Age



Total: 33,549

Entitlement Cal Grant

B

Award requirements include financial eligibility, a minimum 2.0 GPA and graduation from high school primarily in 2017-18, or 2016-17 for those who did not receive a Cal Grant award in the year immediately following high school graduation. Cal Grant B awards provide up to \$1,672 for books and living expenses for first-year students. Beginning with the recipient's second year of attendance, Cal Grant B awards also help pay for tuition and fees at public and independent four-year colleges or other qualifying institutions. The following charts include data on High School Entitlement Cal Grant B new paid recipients by: school segment, GPA, income, and age.

TABLE 8

Cal Grant B Average Parental Assets by Segment*

School Segment	Assets
California Community Colleges	\$13
University of California	\$11
California State University	\$44
Non-Profit Private Colleges & Universities	\$11
For-Profit Private Colleges	\$36

* Assets do not include the primary residence or retirement plans; 94 percent of new paid recipients are dependent.

TABLE 9

Cal Grant B New Paid Recipients by School Segment

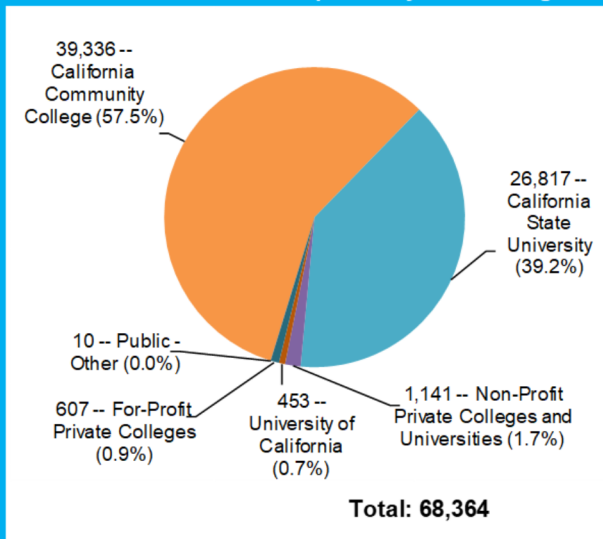


TABLE 10

Cal Grant B New Paid Recipients by GPA

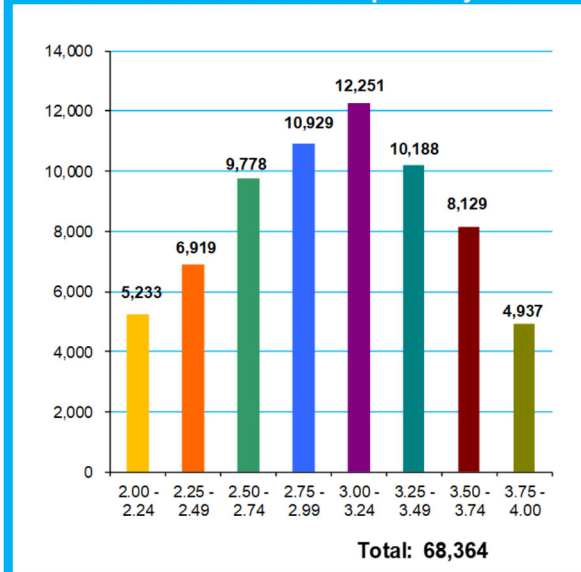
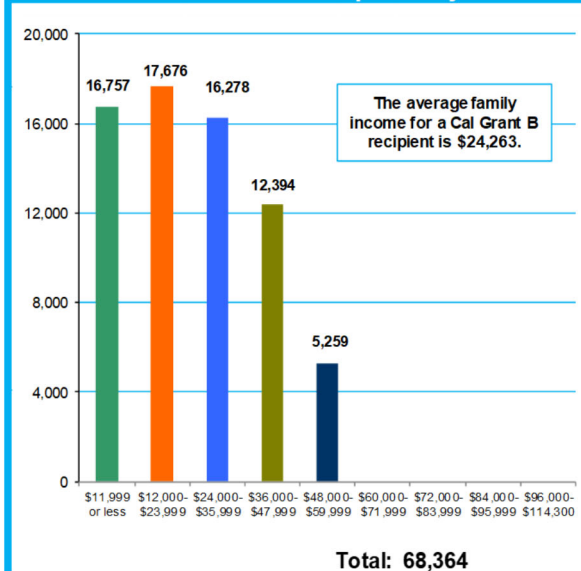


TABLE 11

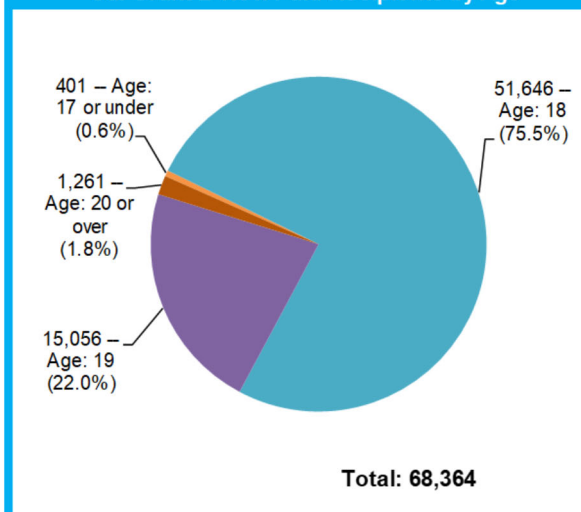
Cal Grant B New Paid Recipients by Income



The Cal Grant B maximum income ceiling for a family of six is \$62,800.

TABLE 12

Cal Grant B New Paid Recipients by Age



About the New Paid Recipients

TABLE 13

**High School Entitlement Cal Grant A and B
New Paid Recipients by Application Filed**

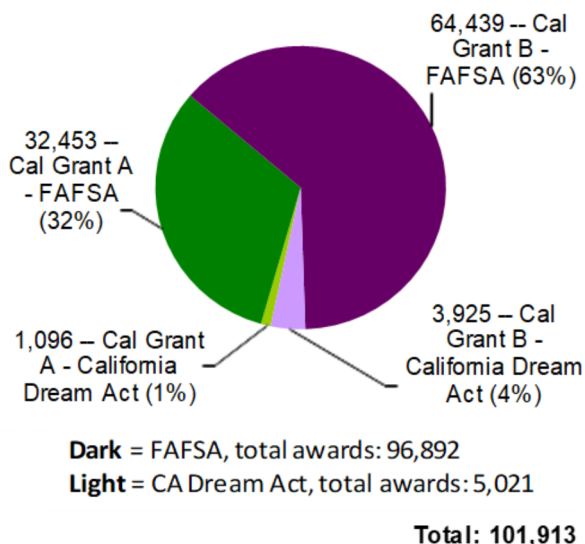


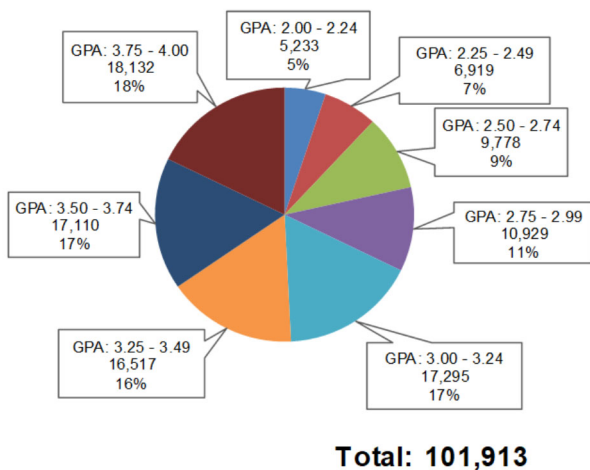
TABLE 14

Typical New Paid Recipient

	Income	GPA	Family Size
Cal Grant A	\$50,029	3.61	4.3
Cal Grant B	\$24,263	3.00	4.2
All (Cal Grant A & B)	\$32,745	3.20	4.2

TABLE 15

**High School Entitlement Cal Grant A and B
New Paid Recipients by GPA**



About the Applicants

Applicants must meet multiple criteria to qualify. Submitting both the Free Application for Federal Student Aid (FAFSA) or the California Dream Act Application and the Cal Grant GPA Verification Form is the first step for students to be considered for a High School Entitlement award. Of the 247,907 students who were successful in completing this first step, 11,512 did not qualify for the Cal Grant program for various reasons. The remaining 236,395 applicants were matched against the program's financial criteria, and 165,485 were offered a High School Entitlement Cal Grant. Of the 165,485 offered awardees, 101,913 attended an eligible Cal Grant participating institution and became Paid Recipients, including 33,549 in the Entitlement Cal Grant A program and 68,364 in the Entitlement Cal Grant B program.

- 67% (64,439 of 96,892) of FAFSA filers received a Cal Grant B compared to 78% (3,925 of 5,021) of Dream Act filers (Table 13).

- The minimum GPA for High School Entitlement Cal Grant B is 2.00, but 52% (35,505 of 68,364) of Cal Grant B recipients had a GPA of at least 3.00 (Table 10, p.3).



California Student Aid Commission
P.O. Box 419026
Rancho Cordova, CA 95741-9026
www.csac.ca.gov

The California Student Aid Commission is the state principal agency responsible for administering financial aid programs for students attending public and private universities, colleges, and vocational schools in California. The financial aid programs include the Cal Grant program, the Chafee Grant Program and several targeted state scholarship and loan assumption programs. The Commission also administers financial aid awareness and outreach programs, such as CalSOAP and Cash for College, in collaboration with business, private industry and community-based organizations.